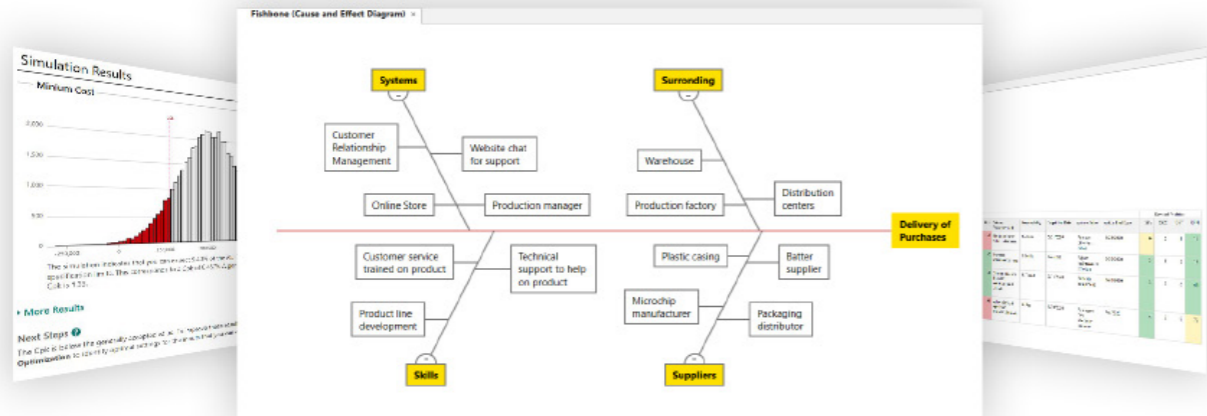




# Minitab Workspace®

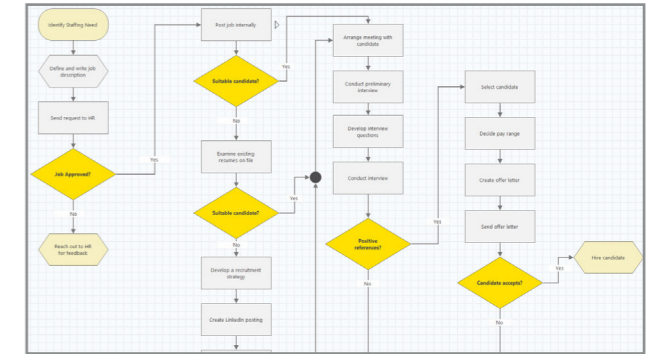
The ultimate toolkit designed to elevate your work by helping you clearly visualize, optimize, prioritize, and map your business value better than ever before.

Minitab Workspace brings together powerful visual tools and forms in one intuitive interface that helps you create processes, identify improvement opportunities and make problems easier to solve. Combined, these essential tools will help you achieve the greatest impact, elevate your work, gain stakeholder buy-in and clearly communicate across teams with simple to use and understand visuals right at your fingertips.



## Discover the Toolkit

Powerful tools all in one place to visualize, optimize, prioritize and map value



### Value Stream Map

Visualize the flow of deliverables and information through your organization, department, or team and showcase the value it creates for your customers and stakeholders

### Process Map

Build flowcharts with ease to help understand, see and communicate all the activities in a process with the added ability to customize by adding descriptions, data, inputs, outputs and cycle times.

### Fishbone

Map out and identify every relevant element for a holistic view of your processes or projects, regardless if they are simple or complex

### Monte Carlo Simulation

Simulate, forecast results and optimize any output with speed and efficiency.

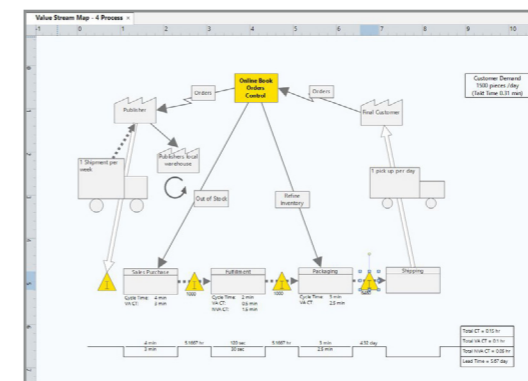
### Failure Modes and Effects Analysis (FMEA)

Mitigate risk of failure in a process or product design by identifying potential failures and taking the actions needed to achieve projected goals

### Five Whys

Determine the root cause of a problem through direct questions, relationship mapping and reflection to prevent recurrence in the future

Note: Workspace's FMEA follows the latest guidelines for product design and process development



**Five Whys**

Project Name:

Vehicle failure

Prepared By:  Prepared Date:

T. Jameson 4/7/2020

Clearly State the Problem:

Machinery will not start

Why did this occur?  Is this a root cause?  Yes  No

Electrical Error

If no, why did this occur?  Is this a root cause?  Yes  No

Short circuit in ignition

If no, why did this occur?  Is this a root cause?  Yes  No

And more! Including SWOT Analysis, Gantt Chart, Meeting Minutes, CTQ Trees, Idea Maps, SIPOC, Audit Plans, Control Plans...

Visit [minitab.com/en-us/products/workspace/features/](https://www.minitab.com/en-us/products/workspace/features/) to see our full tool list.



# Minitab Workspace<sup>®</sup>

Visual tools to ensure process and product excellence

**Download your free 30-day trial today:**

[minitab.com/workspace](https://minitab.com/workspace)

————— Data Analysis —————



**Minitab<sup>®</sup>**

Powerful statistical software  
everyone can use

————— Data Transformation —————



**Minitab Connect<sup>™</sup>**

Data access, automation, and  
governance for comprehensive insights

————— Predictive Modeling —————



**SPM<sup>®</sup>**

Machine learning and Predictive  
analytics software

————— Online Stat Training —————



**Quality Trainer<sup>®</sup>**

Master statistics and Minitab  
anywhere with online training

————— Visual Business Tools —————



**Minitab Workspace<sup>®</sup>**

Visual tools to ensure process and  
product excellence

————— Project Oversight —————



**Companion<sup>by Minitab<sup>®</sup></sup>**

Start, execute, measure and report on  
improvement projects in real time

Minitab<sup>®</sup>, Companion by Minitab<sup>®</sup> and the Minitab<sup>®</sup> logo are registered trademarks of Minitab, LLC in the United States and other countries. See [minitab.com/legal/trademarks](https://minitab.com/legal/trademarks) for more information.

©2021, Minitab, LLC. All Rights Reserved.